

JAECCO

THE ALL-NEW
J7 PHEV

EVERY DRIVE IS
A NEW MILESTONE



ACHIEVE
MORE

SHS
SUPER HYBRID SYSTEM

*Chery Auto Malaysia Sdn Bhd reserves the right to update the specifications without prior notice. The illustrations may show accessories and optional extras which are not part of standard specification.

J7 PHEV

RM158,800

Battery

Battery Type	LFP
Battery Capacity	18.3 kWh
Charging Time (30-80%)	20 min (DC 40 kW)
Charging Time (0-100%)	3 hr, 20 mins (AC 6.6 kW) 8 hr (AC 3.3 kW)
Energy Consumption	18.5 kWh / 100 km

2-Wheel Drive (2WD)

Tyre Size	235 / 50 R19
Suspension	Macpherson Strut / Multi-link
Brakes	Ventilated Disc / Solid Disc

Performance

Powertrain	1.5 TGDI Hybrid Engine (5 th Gen)
Transmission	Super Electric Hybrid DHT
Engine Max. Power	105 kW / 5,200 rpm
Engine Max. Torque	215 Nm / 2,500 rpm
Electric Motor Max. Power	150 kW / 6,300 rpm
Electric Motor Max. Torque	310 Nm / 4,775 rpm
Combined Max. Power	255 kW
Combined Max. Torque	525 Nm
Fuel Consumption	4.77L / 100km (NEDC)
Electric Driving Range	106 km (NEDC)
Combined Driving Range	1,300 (NEDC)
Top Speed	180 km/h
0-100 km/h	8.5 seconds

Exterior

Split LED Headlight with LED Daytime Running Lights & Tailgates
Follow Me Home Headlights
Premium Electric Hidden Door Handles
Hands-Free Electric Power Tailgate
19" Aero Aluminium Alloy Wheels
Rear Roof Sports Spoiler
Roof Rails
Electrical Autofold Heated Side Door Mirror

Interior

Seat Upholstery - Artificial Leather
Multifunction Steering Wheel
Rear Reading Light
64-Colour Rhythmic Front & Rear Row Ambient Lighting
Panaromic Sunroof
Front Centre Armrest, with Cool Box

Advanced Driving Assistance System (ADAS)

Adaptive Cruise Control (ACC)
Automatic Emergency Braking (AEB)
Blind Spot Detection (BSD)
Curve Speed Assistant (CSA)
Departure Ahead Inform (DAI)
Door Opening Warning (DOW)
Emergency Lane Keeping (ELK)
Forward Collision Warning (FCW)
Integrated Cruise Assist (ICA)
Intelligent Evasion System (IES)
Departure Ahead Inform (DAI)
Intelligent High Beam Control (IHC)
Lane Change Assist (LCA)
Lane Departure Prevention (LDP)
Lane Departure Warning (LDW)
Rear Collision Warning (RCW)
Rear Cross Traffic Alert (RCTA)
Rear Cross Traffic Braking (RCTB)
Traffic Jam Assist (TJA)

Comfort and Convenience

Acoustic Windshield & Heat Insulating Glass
Auto-dimming Rear-view Mirror
Dual Zone Climate Control with N95 Air Purifier System
Second Row Air Vent System
Electric Heated and Memory Exterior Mirrors
Electric Power Tailgate with Induction Sensing
Driver & Front Passenger Heated & Ventilated Seats
6-Way Electrically Adjustable Driver's Seat with Lumbar Support
4-Way Electrically Adjustable Passenger's Seat with Boss Switch
Keyless Entry
Steering Column-Mounted Gear Selector
Remote Key Air-Conditioning Start

Technology & Infotainment

10.25" Instrument Cluster
14.8" Touchscreen Infotainment System
3 Drive Modes: Normal, Sport, ECO
50w Wireless Smartphone Charging with Cooling System
Heads-up Display
Driving Video Recorder
8-Speakers Sony Premium Audio System
USB Connectivity Front: 1 USB-A, 1 USB-C
USB Connectivity Rear: 1 USB-A, 1 USB-C
Wireless Apple CarPlay and AndroidAuto

Safety

Driver Monitoring System (DMS)
Electronic Parking Brake (EPB) with Auto-Hold Function
Hill Assist (HA)
Hill Descent Control (HDC)
Multi Collision Braking (MCB)
Speed Limit Reminder
Tyre Pressure Monitoring System (TPMS)
Tyre Repair Kit
8 airbags

THE PERFORMANCE



5th Generation 1.5 TDGI DHE

High performance with low fuel consumption



Dedicated Hybrid Transmission

Efficient power delivery in all modes while providing smoothness and comfort



1300KM RANGE
NEDC



18.3kWh Dedicated Hybrid Battery Pack

IP68 rated with 3 strong layers of battery pack armor to protect from any deformation

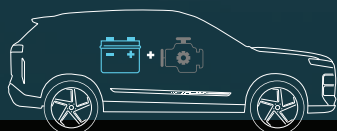


Support AC Charging
(up to 6.6kW)

Support DC Quick Charging
(up to 40kW)

HEV MODE

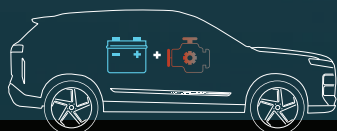
The vehicle primarily relies on electricity to seamlessly switch between driving modes, delivering a smooth experience comparable to that of a fully electric vehicle.



0 - 40km/h

Pure Electric Drive

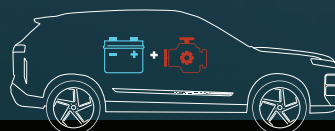
The engine remains off while the electric motor provides the power needed to drive the vehicle.



40-70km/h

Power Generation Mode

The engine runs to produce electric power as a generator for the battery pack.



70-80km/h

Combined Performance

Both the engine and the motor work to deliver optimal performance and efficiency.



80+km/h

Engine-Only Drive

The engine alone drives the vehicle directly, while the electric motor remains idle.

THE COLOUR

Moonlight Silver



Olive Grey
(coming soon)

Khaki White
(limited to first 100 units)

Carbon Crystal Black

THE DESIGN

Aero Side Mirror

Effortless switch between
EV and HEV mode

Simplified Intelligent Technology
Cabin Design

Cinema
Tonneau Cover

Minimalist Door
Latch Design

Rear Bumper
Design

19-Inch Aluminium Alloy
Wheels with Aero Rim Cover